



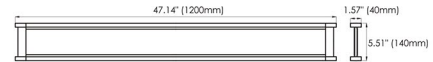
## Vertical LED Linear Pendant Fixtures



### Features

- ETL and DLC with 5 years limited warranty
- Transparent optics, optimal horizontal and down light distributions
- No direct or indirect view of the light source when on
- Seamless continuous runs that are easy to install

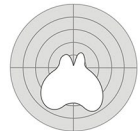
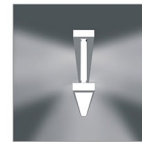
### Dimensions



### NLLV4-DM-XXX

Input Power	50W
Input Voltage	100-277V AC
Efficacy	110 lm/w
Luminous Flux	5500 lm
Dimming type	0-10V Dimming
CRI	Ra>80
DLC CCT Options	<input type="radio"/> 3500K <input type="radio"/> 4000K <input type="radio"/> 5000K

### Luminous Intensity Distribution Diagram



AVERAGE BEAM ANGLE(50%): 149.4°

Remark: Not all products are qualified on the DLC QPL. To view our DLC qualified products, please consult the DLC Qualified Products List at [www.designlights.org/qpl](http://www.designlights.org/qpl).